

# COMPREHENSIVE PUNCTUATION

**MASTERY**





## INTRODUCTION

This course offers comprehensive coverage of **all 14 common punctuation marks**, providing lessons and practice activities for each.

By completing this course, individuals will gain a solid understanding of English punctuation and its application in the context of English writing.



# OBJECTIVES

By the end of this course, **individuals will have honed their writing skills by mastering the usage of the 14 common English punctuation marks.**

The course aims to deepen participants' understanding of how punctuation influences sentence structure and the overall meaning of a message, ultimately improving comprehension.

**It is specifically designed for individuals who aspire to excel in their punctuation usage,** particularly those preparing for English proficiency tests such as TOEFL, IELTS, PTE, OET, Duolingo, or any other English proficiency test.



# TABLE OF CONTENT

## MODULE - 1

Introduction	2
Objectives	3
Module - 1: Understanding the the Basics	5
Module - 1: The Basics what you Need to Know	6
Lesson 1.1: The Importance of Punctuation in English Writing	7
Lesson 1.2: Overview of English Punctuation Marks	8
Punctuation in Writing & Speaking	9
Overview of English Punctuation Marks	9
Review of Four Main Types of Sentences in English	10
Sentence Types	10
Lesson 1.3: Declarative Sentence (statement)	11
Imperative Sentence (command)	12
Interrogative Sentence (Question)	13
Exclamatory Sentence (Exclamation)	14
Self-Assessment 1: Initial Punctuation Quiz	15





MODULE - 1

UNDERSTANDING THE  
THE BASICS


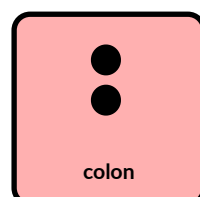
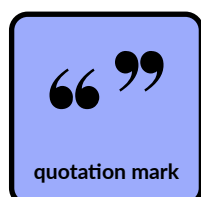
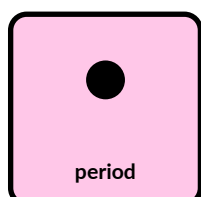
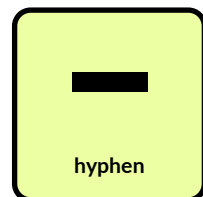
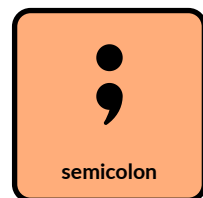



# THE BASICS

## WHAT YOU NEED TO KNOW

Punctuation is a **set of special symbols** that help us make sense of sentences and written text.

Put simply, punctuation shows us where to pause when reading, highlights quotations or explanations, indicates missing words, and does other important things to make writing clearer and easier to understand.



## LESSON 1.1

# THE IMPORTANCE OF PUNCTUATION IN ENGLISH WRITING

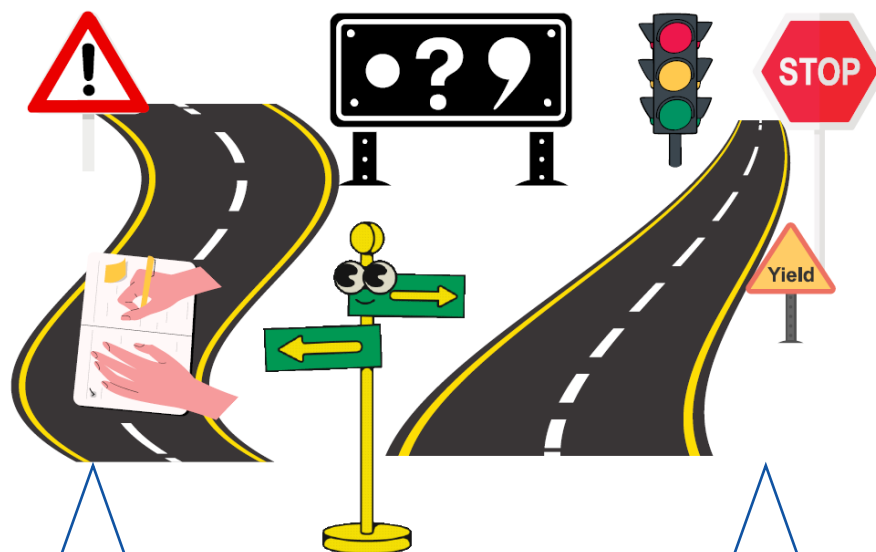
Punctuation is an essential component of English writing, acting as the “traffic signs” for your readers. It directs the flow of your writing, indicates pauses, helps readers understand the writer’s intentions, and aids in expressing different emotions and meanings.

Without proper punctuation, written language can become challenging to comprehend, potentially leading to confusion or misinterpretation.

Overall, the content effectively highlights the significance of punctuation in English writing and emphasizes its role in facilitating understanding and conveying meaning.

### WHY IS PUNCTUATION IMPORTANT?

It directs your writing’s flow and interpret the phrases they come across.



If your writing is a roadway, the punctuation marks are the traffic signs...



They show the reader where to pause, or where to come to a complete stop.

## LESSON 1.2

### OVERVIEW OF ENGLISH

# PUNCTUATION MARKS

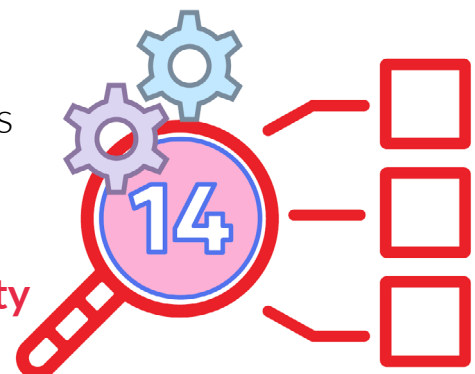
## THE 14 PUNCTUATION MARKS



Each of the 14 punctuation marks serves a distinct purpose, capable of influencing the clarity, tone, and overall significance of your sentences. These marks are applied in everyday written English.

In the upcoming lessons, we will explore each punctuation mark in detail, understanding its common usages.

We have categorized them together based on the similarity of their functions.





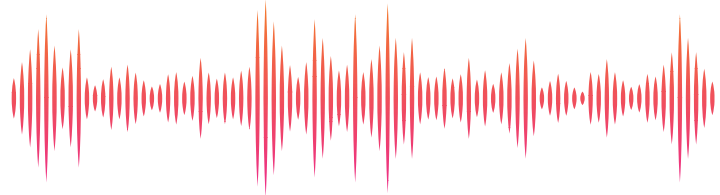
## OVERVIEW OF ENGLISH PUNCTUATION MARKS

# PUNCTUATION

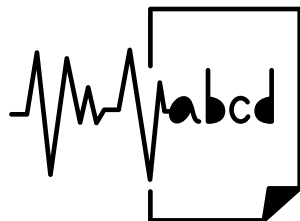
## IN WRITING & SPEAKING



When you are speaking, you can use pauses, stops, and changes in tone of voice to help the listener understand your message.



When you are writing, you can achieve the same effect by using punctuation Marks.



Punctuation plays a crucial role in aiding our comprehension of written text, ensuring accurate understanding.

## LESSON 1.3

# REVIEW OF FOUR MAIN TYPES OF SENTENCES IN ENGLISH

Before we delve into the usage of punctuation marks, it's crucial to have a quick review of the four main types of English sentences.



1. Declarative. Statements.
2. Imperative. Orders!
3. Interrogative? Questions?
4. Exclamatory! Exclamation!

### SENTENCE TYPES

1. **Declarative (statement):** It conveys **information** or states something.  
**Example sentence:** She enjoys painting landscapes.  
**Final punctuation:**
2. **Imperative (command):** It gives instructions or **commands**.  
**Example sentence:** Please pass me the salt.  
**Final punctuation: ! or .**
3. **Interrogative (question):** It seeks information or asks a **question**.  
**Example sentence:** Where is the nearest coffee shop?  
**Final punctuation: ?**
4. **Exclamatory (exclamation):** It expresses **surprise** or **strong emotions**.  
**Example sentence:** What a beautiful sunset!  
**Final punctuation: !**

# DECLARATIVE SENTENCE

## (STATEMENT)

Declarative sentences make a statement.

**They tell us something.**

They give us information, and **they normally end with a full-stop/period.**

The usual word order for the declarative sentence is: Subject + Verb...

The subject is the actor of the verb.  
The verb is the action, event or state.

Positive	Negative	
I like donuts.	I do not like donuts.	
We watched soccer last night.	We did not watch soccer last night	

Declarative sentences can be positive or negative.





# IMPERATIVE SENTENCE

## (COMMAND)

Imperative sentences (**commands**), which only need a verb are exception to this rule.

**It is understood that the speaker is talking to the subject.**

**For example: Jump! It is a single word complete sentence.**

**The verb is “Jump,” and no subject is necessary because it is understood in a command.**



**Basic parts of a sentence: Subject + Verb**

**Imperative sentences give commands. They instruct us to do something and typically end with a full stop/period (.) or an exclamation mark/point (!).**

**The usual word order for an imperative sentence is: Basic verb...**

### Note:

that there is usually no explicit subject, as the subject is understood to be “you.” Imperative sentences can be either positive or negative. Consider the following examples:

Positive	Negative	
Stop!	Do not stop!	
Give her a cup of coffee.	Don't give her a cup of coffee.	

# INTERROGATIVE SENTENCE

## (QUESTION)

Sentence Type: **Interrogative questions** seek information or ask a question.

For example: **Where is the nearest coffee shop?**



**Explanation:** When we ask a question, we use a question mark (?) at the end.



This little mark sparks curiosity and encourages the reader to think about the answer. It creates a sense of mystery and gets the reader excited to find out more.

# EXCLAMATORY SENTENCE

## (EXCLAMATION)

Sentence Type: **Exclamatory exclamations** express surprise or strong emotions.



For example: **What a breathtaking sunset!**

**Explanation:** The final punctuation for an exclamatory exclamation is an exclamation mark(!), emphasizing the intensity of the expressed emotion.



It adds excitement and captures attention, making the sentence memorable and impactful.





## SELF-ASSESSMENT 1:

# INITIAL PUNCTUATION QUIZ

Test your initial understanding of punctuation with this brief interactive quiz:

1. Which punctuation mark is used to indicate a brief pause within a sentence?
2. What punctuation is primarily used to denote possession in English grammar?
3. Is the following sentence correctly punctuated?  
» She was late to the party wasn't she?

4. Choose the correct punctuation for this sentence: Please bring the following items to the party \_\_\_ balloons, cake, and drinks.
5. Which punctuation mark is used to denote a range or to connect related ideas?

### Punctuation Quiz Answer Key:

1. Which punctuation mark is used to indicate a brief pause within a sentence?

**Answer:** Commas

2. What punctuation is primarily used to denote possession in English grammar?

**Answer:** Apostrophes

3. Is the following sentence correctly punctuated? “She was late to the party wasn’t she?”

**Answer:** No, it is not correctly punctuated. The correct punctuation would be: “She was late to the party, wasn’t she?”

### Choose The Correct Punctuation for This Sentence:

4. Please bring the following items to the party \_\_ balloons, cake, and drinks.

**Answer:** Please bring the following items to the party: balloons, cake, and drinks.

5. Which punctuation mark is used to denote a range or to connect related ideas?

**Answer:** The hyphen (-) is used to denote a range or to connect related ideas.